

UNLEASHED

❄️ Holiday Guide ❄️



YOUR GUIDE TO BUILDING AN INTENTIONAL
THANKSGIVING & CHRISTMAS SEASON





Table of Contents

03 THE WHY

04 NOVEMBER GRATITUDE CALENDAR



06 FALL RECIPES, CRAFTS, & FAMILY ACTIVITIES



28 THANKSGIVING PARTNER DRIVES AND SERVICE OPPORTUNITIES

32 CAMPUS HOLIDAY HIGHLIGHTS



62 CHRISTMAS SERVICE TIMES

65 CHRISTMAS RECIPES, CRAFTS, & FAMILY ACTIVITIES

86 CHRISTMAS PARTNER DRIVES & SERVICE OPPORTUNITIES

97 UNLEASHED NEW YEAR'S COMMISSION





The Why

The holiday season is a time of gratitude, celebration, and generosity. In the midst of the busyness, we are called to be intentional in sharing God’s love with those in need. The *Unleashed Holiday Guide* is here to help you and your family find meaningful ways to serve, give, and make an impact in our community during Thanksgiving and Christmas.

Inside, you’ll find opportunities to participate in drives, serve with local mission partners, and bless others in creative ways. Whether you have time, resources, or special skills to offer, there’s a place for everyone to get involved—including ways to engage your whole family. This season is a chance to turn generosity into action and make giving a lasting tradition.

We invite you to prayerfully consider how you can serve. Every act of kindness, big or small, makes a difference. As we step out together, let’s unleash the love of Christ and bring hope and joy to those who need it most!



To view this guide digitally or share your story about being Unleashed this Christmas, scan the QR code below:



November

Sun	Mon	Tues
<p>02 THANKFUL FOR FAMILY</p> <p>God, I am grateful for my family. Bless and protect them, and help us grow in love and unity.</p>	<p>03 THANKFUL FOR FRIENDS</p> <p>Heavenly Father, thank You for the friends who bring joy and support into my life. Help me be a good friend in return.</p>	<p>04 THANKFUL FOR HEALTH</p> <p>Lord, thank You for the health and strength I have. Help me to care for my body and use my energy for good.</p>
<p>09 THANKFUL FOR COMFORT IN DIFFICULT TIMES</p> <p>Lord, thank You for being with me in tough times, for comforting me and giving me strength. Help me to trust You always.</p>	<p>10 THANKFUL FOR KINDNESS</p> <p>God, I am thankful for the kindness others have shown me. Help me to spread kindness wherever I go.</p>	<p>11 THANKFUL FOR FREEDOM</p> <p>Lord, I thank You for the freedom I have, both in my country and in You. Help me not to take it for granted.</p>
<p>16 THANKFUL FOR JOY</p> <p>Heavenly Father, thank You for the joy that comes from knowing You. Help me to spread joy to those around me.</p>	<p>17 THANKFUL FOR WISDOM</p> <p>Lord, thank You for the wisdom You provide. Help me to seek Your guidance in all my decisions.</p>	<p>18 THANKFUL FOR CREATIVITY</p> <p>God, I am grateful for the creativity You have given me. Help me to use it to glorify You and bless others.</p>
<p>23 THANKFUL FOR GENEROSITY</p> <p>God, I am grateful for the generosity You have shown me. Help me to be generous with my time, resources, and love.</p>	<p>24 THANKFUL FOR GUIDANCE</p> <p>Heavenly Father, thank You for guiding me through life. Help me to follow Your path and trust in Your direction.</p>	<p>25 THANKFUL FOR COURAGE</p> <p>Lord, thank You for giving me courage when I need it most. Help me to face challenges with confidence in You.</p>
<p>30 THANKFUL FOR GOD'S LOVE</p> <p>Heavenly Father, I thank You for Your unending love and faithfulness. Help me to live in a way that honors You.</p>		



Wed	Thu	Fri	Sat
			<p>01 THANKFUL FOR NEW BEGINNINGS Lord, I thank You for the gift of a new month and new opportunities. Help me to embrace each day with gratitude.</p>
<p>05 THANKFUL FOR PROVISION God, I am grateful for Your provision in my life, for meeting my needs each day. Help me to be content and generous.</p> 	<p>06 THANKFUL FOR PEACE Lord, thank You for the peace that comes from trusting in You. Help me to rest in Your promises.</p>	<p>07 THANKFUL FOR NATURE Heavenly Father, I am grateful for the beauty of Your creation. Help me to see Your handiwork in the world around me.</p> 	<p>08 THANKFUL FOR WORK AND PURPOSE God, thank You for the work You have given me to do and for the purpose I find in it. Help me to serve You well.</p>
<p>12 THANKFUL FOR LEARNING Heavenly Father, thank You for the opportunity to learn and grow. Give me wisdom and understanding in all things.</p>	<p>13 THANKFUL FOR REST God, thank You for the gift of rest and renewal. Help me to take time to recharge and find peace in You.</p> 	<p>14 THANKFUL FOR LOVE Lord, I am grateful for the love in my life, both given and received. Teach me to love others as You love me.</p>	<p>15 THANKFUL FOR FORGIVENESS God, thank You for Your forgiveness and for the grace to forgive others. Help me to let go of resentment and live in peace.</p>
<p>19 THANKFUL FOR FAITH Lord, thank You for the faith that sustains me. Strengthen my trust in You each day.</p> 	<p>20 THANKFUL FOR HOPE Heavenly Father, thank You for the hope I have in You. Help me to hold on to hope, even in difficult times..</p>	<p>21 THANKFUL FOR PATIENCE God, thank You for teaching me patience. Help me to wait on Your timing and trust in Your plan.</p>	<p>22 THANKFUL FOR COMPASSION Lord, thank You for the compassion You have shown me. Help me to be compassionate to others in need.</p>
<p>26 THANKFUL FOR MEMORIES God, I am grateful for the memories I have made with loved ones. Help me to cherish and create more meaningful moments.</p>	<p>27 THANKFUL FOR THANKSGIVING DAY Lord, on this day of Thanksgiving, I am especially grateful for all the blessings in my life. Help me to live with a heart of gratitude every day.</p>	<p>28 THANKFUL FOR SHELTER Heavenly Father, thank You for the roof over my head and the comfort of a safe home. Help me to be mindful of those in need.</p>	<p>29 THANKFUL FOR COMMUNITY God, thank You for the community I am part of. Help me to contribute to its well-being and growth.</p>

* FALL RECIPE *
* * *

Classic Apple Pie

This traditional Apple Pie is a perfect dessert for Thanksgiving, filled with tender, spiced apples and encased in a flaky, buttery crust. Serve it with a scoop of vanilla ice cream or a dollop of whipped cream!





Ingredients


FOR THE PIE CRUST (DOUBLE CRUST):

Note: You can also buy some premade pie crusts from the store to make it simpler.

- 2 1/2 CUPS ALL-PURPOSE FLOUR
- 1 CUP (2 STICKS) COLD UNSALTED BUTTER, CUBED
- 1 TEASPOON SALT
- 1 TABLESPOON GRANULATED SUGAR
- 1/4 TO 1/2 CUP ICE-COLD WATER

FOR THE APPLE FILLING:

- 6-7 MEDIUM APPLES (A MIX OF GRANNY SMITH AND HONEYCRISP OR FUJI), PEELED, CORED, AND THINLY SLICED
- 3/4 CUP GRANULATED SUGAR
- 1/4 CUP LIGHT BROWN SUGAR, PACKED
- 1 TABLESPOON LEMON JUICE
- 2 TEASPOONS GROUND CINNAMON
- 1/4 TEASPOON GROUND NUTMEG
- 1/4 TEASPOON GROUND CLOVES (OPTIONAL)
- 1/4 TEASPOON SALT
- 2 TABLESPOONS ALL-PURPOSE FLOUR (FOR THICKENING)
- 1 TABLESPOON UNSALTED BUTTER (TO DOT ON THE FILLING)



FOR BRUSHING THE CRUST:

- 1 LARGE EGG, BEATEN (FOR EGG WASH)
- 1 TABLESPOON GRANULATED SUGAR (FOR SPRINKLING)

TURN THE PAGE FOR
BAKING INSTRUCTIONS





Instructions

◆ STEP 1: MAKE THE PIE CRUST (IF MAKING YOUR OWN)

Mix Dry Ingredients:

- In a large bowl, whisk together the flour, salt, and sugar.

Cut in the Butter:

- Add the cold, cubed butter to the flour mixture. Using a pastry cutter (or your hands), cut the butter into the flour until the mixture resembles coarse crumbs, with some pea-sized butter chunks remaining.

Add Water:

- Gradually add the ice-cold water (starting with 1/4 cup), stirring with a fork until the dough starts to come together. Add more water, a tablespoon at a time, if necessary, until the dough holds together when pressed.

Form the Dough:

- Divide the dough in half, shape each half into a disk, wrap in plastic wrap, and refrigerate for at least 1 hour (or up to 2 days)

◆ STEP 2: MAKE THE APPLE FILLING

Prepare the Apples:

- In a large bowl, combine the peeled and sliced apples with lemon juice to prevent browning.

Mix the Filling:

- Add the granulated sugar, brown sugar, cinnamon, nutmeg, cloves (if using), salt, and flour to the apples. Stir until the apples are evenly coated with the mixture.



◆ STEP 3: ASSEMBLE THE PIE

Roll Out the Bottom Crust:

- On a lightly floured surface, roll out one of the chilled dough disks into a 12-inch circle (about 1/8 inch thick). Transfer the dough to a 9-inch pie dish, pressing it gently into the bottom and sides. Trim any overhanging dough to about 1 inch beyond the edge of the dish.



Fill the Pie:

- Pour the apple filling into the prepared crust, spreading it out evenly. Dot the filling with small pieces of the unsalted butter.

Roll Out the Top Crust:

- Roll out the second dough disk into another 12-inch circle. Lay it over the apple filling. Trim the overhang to 1 inch, then tuck the edges of the top crust under the bottom crust and crimp the edges together to seal.

Cut Vents:

- Use a sharp knife to cut a few slits in the top crust to allow steam to escape during baking.

✦ **STEP 4: BAKE THE PIE**

Preheat the Oven:

- Preheat your oven to 400°F (200°C). Place a baking sheet on the lower rack to catch any drips from the pie.

Egg Wash:

- Brush the top crust with the beaten egg to give it a golden color. Sprinkle the crust with a tablespoon of granulated sugar for extra sweetness and crunch.

Bake the Pie:

- Bake the pie at 400°F for 20 minutes, then reduce the oven temperature to 375°F (190°C) and continue baking for 35-45 minutes, or until the crust is golden brown and the filling is bubbling.

Cool the Pie:

- Remove the pie from the oven and let it cool on a wire rack for at least 2 hours before slicing. This helps the filling set.

SERVING SUGGESTIONS:

Serve the pie warm or at room temperature with vanilla ice cream or whipped cream.

This Classic Apple Pie is perfect for Thanksgiving, offering the comforting flavors of cinnamon-spiced apples encased in a flaky, buttery crust. Enjoy!



* FAMILY ACTIVITY *
*

Love Your Neighbor

As we gather with friends and family to celebrate Thanksgiving, it's easy to focus inward—on our own tables, our own blessings, our own traditions. But what if this year, we made room for one more?

This Thanksgiving, we invite you to take a simple but powerful step: **Love your neighbor.** Whether it's across the street or down the hall, there is someone near you who could use a reminder that they are seen, valued, and loved.

Two Simple Ways to Live This Out:

01 INVITE A NEIGHBOR TO YOUR TABLE

- Maybe it's someone new to the area.
- Maybe it's someone who lives alone.
- Maybe it's a single parent, an international student, or someone going through a hard season.

One invitation could make their holiday!

02 BRING A MEAL TO A NEIGHBOR

- Know someone who can't easily cook or leave their home?
- Prepare a plate or package a full meal with love and drop it off.
- Add a handwritten note, a Scripture verse, or even your child's' artwork.

One seat at the table could fill their heart with joy!

Why It Matters:

Thanksgiving isn't just about food—it's about gratitude, community, and connection. And when we extend our tables to others, we reflect the heart of Jesus—who made room for everyone.

*"The entire law is fulfilled in keeping this one command: 'Love your neighbor as yourself.'"
— Galatians 5:14*





DID YOU KNOW?

While they originated in Central America, pumpkins now grow on all continents except Antarctica. (P.S. SE has mission partners in 5 of the 7 continents!)



* FAMILY ACTIVITY *

The Path of Gratitude

LOCAL NATURE WALKS

This change in season often naturally ushers us into a time of personal reflection and gratitude. We encourage you to enjoy some quiet time walking and reflecting in the midst of God's colorful creation.

Here are some of the best walking trails for enjoying fall colors and scenic views around our campuses.





1 CHEROKEE PARK

Address: 745 Cochran Hill Rd, Louisville, KY 40206
Distance: Various trails (loop around 2.5 miles)
Highlights: Beautiful tree canopy, rolling hills, and picturesque landscapes, especially vibrant in fall.

2 IROQUOIS PARK

Address: 2120 Rundill Rd, Louisville, KY 40214
Distance: Multiple trails (5 miles total)
Highlights: Sweeping views of the city, wooded areas, and an impressive overlook. Great for fall foliage.

3 E.P. "TOM" SAWYER STATE PARK

Address: 3000 Freys Hill Rd, Louisville, KY 40241
Distance: Various trails (around 4 miles)
Highlights: Wooded trails and open spaces that showcase the fall colors, along with a peaceful environment.

4 JEFFERSON MEMORIAL FOREST

Address: 11311 Mitchell Hill Rd, Fairdale, KY 40118
Distance: Over 30 miles of trails
Highlights: A variety of trails through the forest, with stunning views of fall foliage and wildlife.

5 SENECA PARK

Address: 3151 Pee Wee Reese Rd, Louisville, KY 40207
Distance: Approximately 3 miles of trails
Highlights: Scenic wooded areas, rolling hills, and plenty of opportunities to see colorful leaves.

6 THE PARKLANDS OF FLOYDS FORK

Address: Beckley Creek Pkwy, Louisville, KY 40245
Distance: 19.5 miles of trails across several parks
Highlights: Beautiful landscapes along the creek, with plenty of spots to admire fall colors.

7 BERNHEIM FOREST

Address: Arboretum Way, Shepherdsville, KY 40165
Distance: Over 35 miles of trails
Highlights: Gorgeous wooded trails, stunning fall foliage, and unique sculptures throughout the forest.

8 FALLS OF THE OHIO STATE PARK

Address: 201 W Riverside Dr, Clarksville, IN 47129
Distance: About 7 miles of trails
Highlights: Picturesque woodlands and along the Ohio River, offering stunning views of the changing scenery

9 CLIFTY FALLS STATE PARK

Address: 2221 Clifty Dr, Madison, IN 47250
Distance: About 10 miles of trails
Highlights: Waterfalls, rugged terrain, and breathtaking views of the colorful foliage.

10 HARLINSDALE FARM PARK

Address: 239 Franklin Rd, Franklin, TN 37064
Distance: 200-acre park with many trails
Highlights: Once a famous horse farm, Harlinsdale offers wide open fields, tree-lined paths, and peaceful pond views. In the fall, the rolling hills and rustic barns provide a beautiful backdrop for reflection and prayer.



Prayer Prompts



As you walk among the falling leaves and crisp autumn air, use these prompts to turn your thoughts toward the Lord in prayer. Pause often. Look closely. Breathe deeply. Let nature lead you into conversation with your Creator.

01

THANK GOD FOR HIS CREATION

Look around and notice the beauty of the season—changing leaves, migrating birds, cool winds.

Pray: “God, thank You for the beauty of fall. Thank You for the way You paint the world in color. Help me not to rush past Your wonder.”

02

PRAY A PRAYER OF GRATITUDE

As you walk, name things you’re thankful for—big and small.

Pray: “Lord, thank You for _____. Teach me to live with a heart of gratitude no matter the season.”

03

REFLECT ON CHANGE

Just as the trees let go of their leaves, ask God what He might be inviting you to release in this season.

Pray: “God, what are You asking me to let go of? Help me to trust You in the letting go and the growing.”

04

PRAY FOR PEACE

Notice the quiet spaces in nature. Let them remind you of God’s presence.

Pray: “Lord, bring peace to my heart and peace to the world around me. Help me carry Your calm into my home and relationships.”

05

PRAY FOR YOUR COMMUNITY

As you walk, name things you’re thankful for—big and small.

Pray: “Lord, thank You for _____. Teach me to live with a heart of gratitude no matter the season.”

06

PRAISE GOD FOR HIS FAITHFULNESS

Autumn reminds us of God’s steady rhythms. He is faithful in every season.

Pray: “God, thank You for being faithful—even when I am not. Help me to remember Your goodness and walk in trust.”





DID YOU KNOW?

The Bible says the words "thanks", "thanksgiving", or "thankful" over 100 times!






* FALL CRAFT *
* * *

Gratitude Tree ✨

DIY GRATITUDE TREE FOR THANKSGIVING

Creating a gratitude tree is a wonderful way for families to reflect on the things they are thankful for during the Thanksgiving season. Here's how to make one:

Supplies Needed

- **BRANCHES OR TWIGS:** Gather sturdy branches from your yard, or purchase decorative branches from a craft store.
- **VASE OR MASON JAR:** A vase, jar, or small bucket to hold the branches.
- **PEBBLES, SAND, OR MARBLES (OPTIONAL):** To weigh down the vase or jar and keep the branches in place.
- **CONSTRUCTION PAPER OR CARDSTOCK:** Fall-themed colors like orange, yellow, red, and brown work great for leaves. You'll be cutting out "leaves" where each family member can write what they are thankful for.
- **SCISSORS:** To cut out the leaf shapes. 
- **HOLE PUNCH:** To punch a hole at the top of each leaf so they can be hung.
- **STRING, TWINE, OR RIBBON:** To hang the paper leaves on the branches.
- **MARKERS OR PENS:** For writing what each person is thankful for on the leaves.
- **OPTIONAL DECORATIONS:** Fall-themed ribbon to wrap around the vase, or decorative stones to place in the base of the jar.



Instructions

✦ STEP 1: PREPARE THE BASE

- Place the branches or twigs in the vase or jar. Use pebbles, marbles, or sand to help secure them so they stand upright.

✦ STEP 2: CREATE THE LEAVES

- Cut out several leaf shapes from the construction paper or cardstock. You can use a template or freehand the shapes. Make sure to punch a hole at the top of each leaf so it can be hung later.

✦ STEP 3: WRITE WHAT YOU'RE GRATEFUL FOR

- Have each family member take turns writing something they are grateful for on a leaf. Encourage everyone to reflect on different areas of life—family, friends, health, and even simple, everyday gifts from God.

✦ STEP 4: HANG THE LEAVES

- Use string, twine, or ribbon to hang each leaf on the branches of your gratitude tree.



✦ STEP 5: DECORATE AND DISPLAY

- Add any additional decorations like ribbons or bows to the vase or branches. Place your gratitude tree somewhere visible, like on the dining table, a mantel, or a living room shelf.

✦ STEP 6: ADD MORE GRATITUDE LEAVES

- Throughout the Thanksgiving season, continue to add more leaves as new things come to mind, creating a tree full of gratitude!

This activity is perfect for engaging the whole family and serves as a beautiful reminder of the things to thank God for in your prayer time!



* FALL CRAFT *
* * *

Bless Your Backyard (And Your Neighbor's!)

MAKE A PINECONE BIRD FEEDER TO SHARE WITH GOD'S CREATURES

Looking for a simple, hands-on way to slow down and enjoy God's creation? This easy bird feeder craft is a perfect fall or winter activity for families of all ages. Plus, it's a fun way to give a handmade gift—to a neighbor, a grandparent, or even the birds in your own backyard!

What You'll Need

- A PINECONE (LARGE AND OPEN WORKS BEST)
- PEANUT BUTTER (OR A SAFE ALTERNATIVE—SEE BELOW!)
- BIRDSEED MIX
- STRING OR TWINE
- BUTTER KNIFE OR SMALL SPOON
- PLATE OR SHALLOW DISH



Step-By-Step Instructions

- ✦ **STEP 1:** Tie a loop of string around the top of the pinecone for hanging later.
- ✦ **STEP 2:** Spread peanut butter all over the pinecone using a butter knife or spoon. Make sure to get into the crevices—this is what holds the birdseed in place!
- ✦ **STEP 3:** Roll the pinecone in birdseed until it's well-coated. You can use a plate or shallow dish to help contain the mess.
- ✦ **STEP 4:** Chill the feeder (optional): Pop it in the fridge for 20 minutes to help the peanut butter firm up and stick.
- ✦ **STEP 5:** Hang your feeder on a tree branch, fence hook, or shepherd's pole where birds can safely enjoy it.



Give It As A Gift!

Wrap your pinecone feeder in a clear treat bag and tie it with a ribbon and tag that says: "Made with love—for you and your feathered friends!"



This makes a thoughtful, nature-friendly gift for neighbors, teachers, or friends—especially when paired with a small devotional or verse about God's care for creation.

"Look at the birds of the air... your heavenly Father feeds them." — Matthew 6:26

Nut-Free Alternatives

For families with nut allergies, try these safe alternatives to peanut butter:

- SUNBUTTER (SUNFLOWER SEED BUTTER)
- CRISCO OR LARD (SAFE AND STILL STICKY!)
- COCONUT OIL MIXED WITH FLOUR OR OATS
- SUET (FOUND IN PET OR FEED STORES—TRADITIONAL WINTER BIRD FOOD)



Just be sure to check seed mixes too—some include nuts!

This activity is more than just fun—it's a small way to care for God's creation and practice generosity together. And who knows? Your backyard might become the most popular bird café in the neighborhood!




God's Good Gifts: A Fall Find-It!

Can you spot all the hidden items in the autumn scene below?

Fall is full of beautiful reminders of God's creativity and care! As you search for each item, remember that every good and perfect gift comes from God (James 1:17). Take some time to celebrate the season and reflect on the many blessings God has given us!

Look carefully—they might be upside down, hidden in leaves, or disguised in the details!



THINGS TO FIND:



Snow Cone



Heart



Sock



Mitten



Football



Paper Clip



Banana



Cap



* FAMILY ACTIVITY *

You're Invited to Bring the Thanksgiving Cheer!

**HOST A TURKEY-RIFIC THANKSGIVING
PARTY AT NURSING HOME OR SENIOR
LIVING FACILITY!**

This Thanksgiving, let's take the celebration beyond our tables and into the hearts of those who need it most! We'll provide a Party Kit containing everything you need to host a **Thanksgiving Party** at a local nursing home/senior living facility—and YOU are invited to spread the joy, gratitude, and pumpkin pie vibes!

What's the Plan?

We'll provide the Party Kit containing Thanksgiving themed decorations, party supplies, a simple craft project, game ideas and yummy treats!

You along with your friends, family, or small group could host a Turkey-themed cupcake decorating contest, holiday craft, bingo or sing along. Show and share the love of Jesus by being a friend to someone who needs one!



How You Can Reserve A Kit:

- Call the Activities or Life Enrichment Director at the Nursing or Senior Living Facility of your choice. Ask if you can host a Thanksgiving Party. They will be thrilled you are coming! Work with them to set a date and time for the party.
- Email LifeBridgeOutreach@secc.org by November 10th to reserve a Party Kit. Please include the:
 - Name of the Facility
 - Date of the Party
 - Number of residents
 - Time between 3:00 – 5:00 p.m. on November 11th you would like to pick up your kit.
- Get busy planning a Thanksgiving Party!

Let's show our seniors that they are cherished and not forgotten this season. A little love goes a long way—and who knows, you might leave with a full heart and a few new friends!

Thanksgiving Partner Community Drives & Service Opportunities



Refuge for Women Kentucky Essential Supplies Drive

DESCRIPTION: Needs drive for Refuge for Women Kentucky to have essential items on hand to help her feel secure and supported such as essential house supplies, self-care and feminine hygiene products.

DATE: Drop off on November 17th - 21st from 10:00 am - 1:00 pm

LOCATION: Finely Crafted Realty, 4409 KY-146, Buckner, KY 40010

Exodus Family Ministries Holiday Food Box Distributions

DESCRIPTION: Volunteers will be assisting with distributing turkeys/hams with sides to the first 100 families, assisting with loading food boxes into vehicles, filling food boxes and/or helping distribute produce to families.

DONATIONS NEEDED: Turkeys or hams

DATE: November 21st from 3:00 pm - 6:00 pm

LOCATION: 6501 Bethany Lane, Louisville, KY 40272





FOR THE LATEST UPDATES
AND SIGN UP INFORMATION,
SCAN THE QR CODE

Awake Ministries Thanksgiving Dinner

DESCRIPTION: Volunteers are needed to prepare and serve a Thanksgiving Dinner for residents and graduates.

DATE: November 27th at 6:00pm

LOCATION: 700 Main Street. Shelbyville (The Paddock Venue)



Child Place Thanksgiving Dinner

DESCRIPTION: Volunteers are needed to help us with set-up and food service for celebration dinners, as well as wrapping gifts for foster youth or residential youth.

DATE: Tuesday, November 18th


LOCATION: 2420 East 10th street, Jeffersonville, IN



* GROUP ACTIVITY *

Campfire Conversations: Seasons of Faith & Mission

**A GUIDED TIME TO CONNECT, LAUGH, AND
GROW IN FAITH TOGETHER**

Whether you're gathered around a backyard fire, a fireplace indoors, or a cozy candlelit space, these "Seasons of Faith & Mission" Campfire Questions are a simple way to spark meaningful conversations. Perfect for small groups, family members of all ages, or a circle of friends, these questions help you share stories, laugh together, reflect on God's faithfulness, and explore how to live missionally in every season of life. 

Take turns picking a question, or let the conversation flow naturally. There's no right answer—only open hearts, warm flames, and a God who meets us in every moment.



Reflection & Fun Memories

- 1 What's your favorite memory from a fall season in your life?
- 2 If you could go back to any "season" of your life for one day, which would it be and why?
- 3 Did you have any family traditions in the fall growing up? Any funny ones?
- 4 If your faith journey was a season (Fall, Winter, Spring, Summer), what would it be right now—and why?

Seasons of Growth

- 5 What season of life taught you the most about God's faithfulness?
- 6 Who planted a seed of faith in your life that still bears fruit today?
- 7 What "fruit" is God growing in your life right now? (Patience, generosity, courage, etc.)?



Mission in Every Season

- 8 What's one way someone showed you the love of Jesus when you really needed it?
- 9 Have you ever served someone and been surprised by how much you were blessed?
- 10 If you could "plant a seed" of kindness in your community this week, what would it be?
- 11 Who in your life needs encouragement or hope this season—and how could you bring that to them?

Looking Forward with Hope

- 12 What are you trusting God with in this season of your life?
- 13 How can our group support one another in living more missionally this Fall?
- 14 How would you finish this sentence: "This season, I feel God calling me to..."







FOR THE LATEST UPDATES
AND SIGN UP INFORMATION,
SCAN THE QR CODE

Campus Holiday Highlights


Blankenbaker





Serving Opportunities

✦ PRISONER'S HOPE CHRISTMAS DINNER

Each year at Christmas, Prisoner's Hope provides a Christmas dinner for the families at Pathways to Hope, our facility for integrated re-entry services.

 **DATE:** Saturday, December 20th


 **LOCATION:** Pathways of Hope at 4642 Jennings Ln, Louisville, KY 40218

 **PARTNER:** The Prisoner's Hope

Needs Drives

✦ JCPS HOLIDAY ASSISTANCE

ITEMS: Help JCPS to sponsor students for their Christmas needs in various schools this year. After registering, an email will be sent to the school notifying them they have a sponsor for a student. The Family Resource Coordinator will contact you with information regarding the student's wish list. You can shop for the items and deliver them to the school.

 **DEADLINE:** Runs until December 12th.

 **DROP-OFF LOCATION:** Various JCPS school locations

 **PARTNER:** Jefferson Country Public Schools

CHRISTMAS SERVICE TIMES

Tuesday, Dec. 23rd

❄️ 6:30 PM

Wednesday, Dec. 24th

❄️ 1:00 PM

❄️ 3:00 PM

❄️ 5:00 PM

❄️ 11:00 PM



◆ PRISONER'S HOPE CHRISTMAS MEAL DONATIONS

Each year at Christmas, Prisoner's Hope surprises the children of our mentees with toys. Help by collecting unwrapped toys for children and food donations for families.

📅 **DROP-OFF DATE:** Donations accepted until December 7th

📍 **LOCATION:** Pathways of Hope, 4642 Jennings Ln, Louisville, KY 40218

👥 **PARTNER:** The Prisoner's Hope

Craft Workshop

◆ COOKIE OR WREATH MAKING



Get into the holiday spirit with two fun workshops! In November, learn how to decorate iced Christmas cookies like a pro - great for gifting or sharing at holiday gatherings. Then in December, create a beautiful Christmas wreath using fresh greenery, berries, and flowers.

📅 **DATE AND LOCATION:** To Be Announced on Maya Collection's website

👥 **PARTNER:** Maya Collection




Blankenbaker Continued




Shopping Opportunity

✦ MAYA COLLECTION CHRISTMAS MARKET

Visit this market and purchase unique gifts which are handcrafted by our talented Maya Collection artisans. Food and drinks will be available for purchase at this festive market.

 **DATE & TIME:** December 13, 2025 from 10:00 am to 2:00 pm

 **LOCATION:** 5007 Southside Drive, Louisville 40214

 **PARTNER:** Maya Collection

Unleashed Christmas Box

✦ BOXES FOR HOSEA HOUSE AND RE:CENTER

- You can pick up a box and a packing list from your campus! Return dates and instructions will be communicated by your individual campus.
- **Connection's Ministry's Focus: Hosea's House**
Hosea's House serves as a refuge for women and children in crisis—providing housing, advocacy, education, community outreach, and prayer.
- **Men's Ministry's Focus: Re:Center**
Re:Center Ministries reconciles homeless and hurting individuals to God, family, and community through Christ-centered, holistic care. Re:Center meets physical and spiritual needs through shelters, counseling, life-skills, job readiness, transitional housing, and outreach.





Bullitt County

Serving Opportunities

✦ SERVE WITH BULLITT COUNTY'S WHITE FLAG SHELTER

Serve with us at The Bullitt County White Flag Shelter, who provides a meal and a warm & safe place to sleep when the temperatures drop for the homeless in our community.


 **DATE & TIME:** Starts in November with opportunities to serve throughout the winter


 **LOCATION:** First Baptist Church Shepherdsville 254 S. Buckman Street


 **PARTNER:** Mark12 Ministries

Needs Drives

✦ CHRISTMAS BREAK FOOD BOXES

 **ITEMS:** Kid-friendly food items to distribute food boxes for local families

 **DEADLINE:** Sign ups in the atrium of the Bullitt County Campus on Thursday October 30th and Sunday November 2nd

 **DROP-OFF LOCATION:** Mount Washington Training Center, 358 Evans Lane, Mount Washington, KY. 40047

 **PARTNER:** Bullitt County Public Schools

CHRISTMAS SERVICE TIMES

Tuesday, Dec. 23rd

❄️ 5:00 PM

❄️ 6:30 PM

Wednesday, Dec. 24th

❄️ 11:00 AM

❄️ 1:00 PM

❄️ 2:30 PM



★ ASSISTED LIVING CHRISTMAS GIFTS

Our annual gift trees go to support residents, who each have the opportunity to personally fill out a wish list of a few items they need and also a few items they want.

📅 **DEADLINE:** Trees will be in the atrium starting November 30th

📍 **DROP-OFF LOCATION:** Mount Washington Training Center, 358 Evans Lane, Mount Washington, KY 40047

👥 **PARTNER:** Bullitt County Area Assisted Living Facilities



★ STUDENT AND KIDS GIFT OPPORTUNITY

✅ **ITEMS:** Southeast Kids and Students have the opportunity to donate a gift for a kid their age.

📅 **DEADLINE:** Starting Thursday, November 30th

📍 **DROP-OFF LOCATION:** To be announced by SEKids! & Student Leaders

👥 **PARTNER:** Shepherdsville Nazarene Pantry



📦 Unleashed Christmas Box

★ BOXES FOR MARK 12 AND A LOVING CHOICE

- You can pick up a box and a packing list from your campus! Return dates and instructions will be communicated by your individual campus.
- Mark 12 Ministries restores lives and communities by addressing homelessness through mentorship, case management, outreach thrift services, and veteran support.
- A Loving Choice offers free and confidential pregnancy tests, ultrasounds, and caring support to help individuals understand their options. ALC stands beside women and men with compassion, respect, and clarity—empowering informed decisions with love and support every step of the way.



CAMPUS HIGHLIGHT *

Chapel in the Woods

CHRISTMAS SERVICE TIMES

Wednesday, Dec. 24th

- ❄️ 1:00 PM
- ❄️ 2:30 PM
- ❄️ 4:00 PM



Serving Opportunities

◆ KENTUCKY RACE TRACK CHAPLAINCY CHRISTMAS CELEBRATION

A day of serving and helping the families to have a great Christmas.

📅 **DATE AND TIME:** To be Announced

📍 **LOCATION:** To Be Announced

👥 **PARTNER:** Kentucky Race Track Chaplaincy

📦 Unleashed Christmas Box

◆ BOXES FOR KENTUCKY RACE TRACK CHAPLAINCY


- You can pick up a box and a packing list from your campus! Return dates and instructions will be communicated by your individual campus.
- Kentucky Race Track Chaplaincy nurtures the spiritual and material needs of all people in the horse racing industry and their families through Christian ministry.

Crestwood

Serving Opportunities

✦ **BARREN HEIGHTS CHRISTMAS SHOP**

Volunteers (teens & adults) will help host the Christmas Shop for families of children with disabilities by assisting parents as they “shop” for gifts and offering gift-wrapping.

 **DATE & TIME:** December 9th & 11th from 9:00 am - 2:30 pm


 **LOCATION:** Barren Heights Office,
11420 Watterson Court #800, Louisville, KY 40299


 **PARTNER:** Barren Heights


Needs Drives

✦ **STOCKING CHRISTMAS SHOP FOR BARREN HEIGHTS**

ITEMS: New gifts for all ages, sensory needs, and genders (e.g., crafts, sports gear, games, sensory toys). Suggested price range between \$2 to \$50.

 **DEADLINE:** November 10th through December 8th on Mondays, Tuesdays & Thursdays from 9:30 am - 3:00 pm

 **DROP-OFF LOCATION:** Barren Heights Office, 11420 Watterson Court #800, Louisville, KY 40299

 **PARTNER:** Barren Heights



CHRISTMAS SERVICE TIMES

Tuesday, Dec. 23rd

❄️ 6:30 PM


Wednesday, Dec. 24th

❄️ 11:00 AM

❄️ 1:00 PM

❄️ 2:30 PM

❄️ 4:00 PM



📦 Unleashed Christmas Box

✦ BOXES FOR OLDHAM COUNTY DETENTION CENTER

- You can pick up a box and a packing list from your campus! Return dates and instructions will be communicated by your individual campus.
- Attend our **Pack and Pray Event**, where we will pack the boxes and pray for those receiving them.
 - Sunday November 30th at 5:00 pm - 6:30 pm
 - Crestwood Campus in the Ministry Center
 - Pizza will be served
- The Oldham County Detention Center provides care, structure, and accountability for incarcerated men and women in our community. Through chaplaincy, Bible studies, and mentoring opportunities, lives are being transformed with the hope of the gospel.




Elizabethtown





Serving Opportunities

◆ HELPING HAND OF HOPE FOOD PACKING

Volunteers will pack food to be distributed to neighbors in need. These serve events are open to the whole family - children can serve if accompanied by an adult.


 **DATE AND TIME:** November 3rd at 9:00 am & December 1st at 9:00 am


 **LOCATION:** Helping Hand of Hope, 6796 S Wilson Rd, Elizabethtown, KY 42701


 **PARTNER:** Helping Hand of Hope

◆ HELPING HAND OF HOPE'S AFFORDABLE CHRISTMAS

Affordable Christmas is a shopping experience that blesses families who would not otherwise have been able to provide Christmas gifts for their children. Volunteers will get to help by serving as shopping assistants, restockers, and gift wrappers. Families will also be sent home with a special gift and a box of food.

 **DATE AND TIME:** December 12 at 6:00 pm

 **LOCATION:** Elizabethtown Campus of Southeast, 600 N. Dixie Avenue Elizabethtown, KY 42701

 **PARTNER:** Helping Hand of Hope

CHRISTMAS SERVICE TIMES

Wednesday, Dec. 24th

 **1:00 PM**


 **2:30 PM**

 **4:00 PM**


 **11:00 PM**

Needs Drives

 **CLARITY SOLUTIONS CHRISTMAS DRIVE**

 **ITEMS:** New infant car seats, pack-and-plays, and crock pots.

 **DEADLINE:** To Be Announced


 **DROP-OFF LOCATION:** Order from Clarity Solutions Amazon Wishlist and have the items sent directly to Clarity Solutions

 **PARTNER:** Clarity Solutions

Unleashed Christmas Box

 **BOXES FOR HOPE ACADEMY FOR KIDS**

- You can pick up a box and a packing list from your campus! Return dates and instructions will be communicated by your individual campus.
- Hope Academy for Kids nurtures at risk students academically, emotionally, physically, and spiritually, through mentoring, tutoring, meals, and community partnership.




Franklin



Serving Opportunities

◆ THE GRACEWORKS MANGER STORE

Volunteer at The Manger Store where you will get to interact with families who are shopping for gifts for their family.

 **DATE & TIME:** Registration for volunteering at The Manger Store (Dec. 9th-12th) - by December 1st


 **LOCATION:** Franklin First United Methodist


 **PARTNER:** GraceWorks Ministries

Needs Drives

◆ GRACEWORKS MANGER PROGRAM

The Manger is a toy drive and shopping experience that helps provide Christmas gifts for families in need. Pick up an ornament off the tree in the atrium and purchase gifts from the suggested list, and bring your donations back to church.

 **DEADLINE:** Starts October 1st through December 5th

 **DROP-OFF LOCATION:** Franklin First United Methodist

 **PARTNER:** GraceWorks Ministries

CHRISTMAS SERVICE TIMES

Wednesday, Dec. 24th

❄️ 2:30 PM CST

❄️ 4:00 PM CST



Unleashed Christmas Box

✦ **BOXES FOR YOUTH ENCOURAGEMENT SERVICES**

- You can pick up a box and a packing list from your campus! Return dates and instructions will be communicated by your individual campus.
- Youth Encouragement Services' mission is to enrich the lives of Nashville's youth by providing opportunities that encourage them to reach their full potential spiritually, academically, socially, and physically through daily programming in a Christ-centered community.



CHRISTMAS SERVICE TIMES

Tuesday, Dec. 23rd

 **6:30 PM**

Wednesday, Dec. 24th

 **11:00 AM**

 **2:30 PM**

 **4:00 PM**

CAMPUS HIGHLIGHT *




Indiana



Serving Opportunities




◆ **LIGHT UP JEFFERSONVILLE**

Help us bring in the Christmas Season with our friends from the City of Jeffersonville at Light Up Jeff, including the North Pole Party, Holiday Lights Parade, and the Southeast Family Fun Zone!

-  **DATE & TIME:** November 29th at 4 pm to 7 pm
-  **LOCATION:** Warder Park, Jeffersonville
-  **PARTNER:** City of Jeffersonville

Needs Drives

◆ **WINTER BREAK FOOD DRIVE**

- ITEMS:** Kid Friendly Foods (like easy to open/heat meals, peanut butter, snack bars, etc)
-  **DEADLINE:** December 12th
-  **DROP-OFF LOCATION:** Local Schools To Be Announced
-  **PARTNER:** Local Indiana Schools

Unleashed Christmas Box

◆ **BOXES FOR HOPE SOUTHERN INDIANA**

- You can pick up a box and a packing list from your campus! Return dates and instructions will be communicated by your individual campus.
- Hope Southern Indiana supports individuals and families through emergency aid, life-skills programs, and community outreach. Hope walks alongside their neighbors - offering dignity, stability, and Christ-centered hope for a stronger future.





La Grange



Serving Opportunities

◆ UNLEASHED WEDNESDAY


 **DATE & TIME:** Wednesday November 12 and Wednesday December 10


 **LOCATION:** To be announced at campus on stage and via email

Thanksgiving Needs Drive

◆ CROSSROADS PREGNANCY RESOURCE CENTER THANKSGIVING DRIVE

We will collect much needed items to bless the clients of Crossroads Pregnancy Resource Center. These items will be delivered to the center to be distributed to the clients by the staff as needed.

 **DEADLINE:** To Be Announced at Campus

 **DROP-OFF LOCATION:** LaGrange Campus
410 S. First Avenue LaGrange, KY 40031

 **PARTNER:** Crossroads Pregnancy Resource Center

CHRISTMAS SERVICE TIMES

Tuesday, Dec. 23rd

❄️ **6:30 PM**

Wednesday, Dec. 24th

❄️ **1:00 PM**

❄️ **2:30 PM**

❄️ **4:00 PM**

❄️ **11:00 PM**

Christmas Needs Drive

◆ **HOPE HEALTH CLINIC CHRISTMAS COLLECTION DRIVE**

We will collect much needed items to bless the clients of Hope Health Clinic. These items will be delivered to the center to be distributed to the clients by the staff as needed.

📅 **DEADLINE:** To Be Announced at Campus


📍 **DROP-OFF LOCATION:** LaGrange Campus
410 S. First Avenue LaGrange, KY 40031

👥 **PARTNER:** Hope Health Clinic

📦 Unleashed Christmas Box

◆ **BOXES FOR ASSISTED LIVING FACILITIES IN OLDHAM, HENRY TRIMBLE AND CARROLL COUNTIES**

- You can pick up a box and a packing list from your campus! Return dates and instructions will be communicated by your individual campus.
- Assisted living centers provide care, community, and support for elderly residents who may feel isolated or overlooked, especially during the holiday season.



CHRISTMAS SERVICE TIMES

Tuesday, Dec. 23rd

❄️ 6:30 PM

Wednesday, Dec. 24th

❄️ 1:00 PM

❄️ 2:30 PM

❄️ 11:00 PM

CAMPUS HIGHLIGHT *

Nelson County

🎁 Unleashed Christmas Box

✦ BOXES FOR BETHANY HAVEN, INC.

- You can pick up a box and a packing list from your campus! Return dates and instructions will be communicated by your individual campus.
- Bethany Haven leads the community’s effort to provide safe emergency shelter for Nelson County citizens who are experiencing homelessness and a pathway to independent living for men, women and children. We carry out our mission with compassion, always upholding the dignity of those we serve.







CHRISTMAS SERVICE TIMES

Tuesday, Dec. 23rd

❄️ 6:30 PM

Wednesday, Dec. 24th

❄️ 11:00 AM

❄️ 1:00 PM

❄️ 2:30 PM

❄️ 4:00 PM

CAMPUS HIGHLIGHT *

Prospect



Serving Opportunities

◆ GATE OF HOPE CHRISTMAS CELEBRATION

The African Christmas is a joyful community event that brings together Prospect Campus families and Gate of Hope East African refugee families to share in fellowship, fun games, and gift exchange.

📅 **DATE & TIME:** Saturday, December 6th at 3:00 - 6:00 pm

📍 **LOCATION:** Epiphany United Methodist Church
7032 Southside Dr, Louisville, KY 40214

👥 **PARTNER:** Gate of Hope

Needs Drives

◆ YOUTH FOR CHRIST THANKSGIVING DRIVE

☑️ **ITEMS:** To Be Announced

📅 **DATE & TIME:** November 24th


📍 **DROP-OFF LOCATION:** 4102 W. Market St. Louisville, KY 40212

👥 **PARTNER:** Youth for Christ


📦 Unleashed Christmas Box

◆ BOXES FOR GATE OF HOPE

- You can pick up a box and a packing list from your campus! Return dates and instructions will be communicated by your individual campus.
- Gate of Hope empowers East African refugees and immigrants through encouragement, education, and community integration. With programs in the United States and Rwanda, Gate of Hope walks alongside individuals and families—fostering spiritual fulfillment, social connection, and economic stability as they build new futures.



Shelby County



Serving Opportunities

◆ JOY OF GIVING SHOP

Joy of Giving is ALC's way of blessing clients during the Christmas season. Families who either have a newborn saved from abortion and/or who were highly engaged in ALC programs/services are invited to pick up a food basket and shop for Christmas toys and outfits for their children.

📅 DATE & TIME: December 4th between 10am-5pm to set up our classroom, and December 9th – 11th between 10am-5pm to assist families with shopping and offer to pray with them before leaving

📍 LOCATION: ALC Shelbyville – 711 Henry Clay St, Shelbyville, KY 40065

👥 PARTNER: A Loving Choice

Needs Drives

◆ JOY OF GIVING SHOP

☑️ ITEMS: Blankets, toys and books for children ages 12 and younger, coats, hats, gloves, and shoes for children, pre-assembled gift bags for fathers, empty gift bags, gift wrap, and tissue paper

📅 DEADLINE: Donations accepted from November 4th through December 3rd

📍 DROP-OFF LOCATION: ALC Shelbyville
711 Henry Clay St, Shelbyville, KY 40065

👥 PARTNER: A Loving Choice

CHRISTMAS SERVICE TIMES

Tuesday, Dec. 23rd

❄️ **6:30 PM**

Wednesday, Dec. 24th

❄️ **11:00 AM**

❄️ **1:00 PM**

❄️ **2:30 PM**


❄️ **4:00 PM**



📦 Unleashed Christmas Box



◆ **BOXES FOR A FATHER’S LOVE AND SHELBY COUNTY PUBLIC SCHOOLS**

- You can pick up a box and a packing list from your campus! Return dates and instructions will be communicated by your individual campus.
- Father’s Love empowers children and teens to dream big, rise through challenges, and lead with Christlike character. Through programs for elementary and youth, academic support, mentorship, and weekend food assistance, Father’s Love invests in hearts and futures—seeking to shape leaders who make a difference.
- Shelby County Public Schools serve students of all ages and backgrounds, providing education, mentorship, and support that shape the next generation. Many families in our community face challenges that make the school system an important place of stability and care.



CAMPUS HIGHLIGHT *


South Louisville




Serving Opportunities

◆ THANKSGIVING COMMUNITY DINNER


Join us this Thanksgiving as we serve our neighbors in need with a warm meal and the love of Christ. Guests will enjoy a traditional Thanksgiving dinner and receive groceries to take home. Whether it's greeting at the door, serving food, or packing groceries, your help can make a difference.


 **DATE & TIME:** Thursday, November 27th at 11:00 am - 1:00 pm

 **LOCATION:** South Louisville Campus
3845 Southern Pkwy, Louisville, KY 40214

◆ WRAPPED IN LOVE

Wrapped in Love is our annual Christmas store that offers Christmas with dignity to local families. Families have the joy of purchasing quality gifts for their loved ones at a fraction of retail prices. Each year, more than 100 volunteers come together to create a welcoming, festive shopping experience

 **DATE & TIME:** Friday, December 12, 5:30 pm - 8:30 pm, Saturday, December 13, 9:00 am - 12:00 pm, and Saturday, December 13, 11:30 am - 2:30 pm

 **LOCATION:** South Louisville Campus
3845 Southern Parkway, Louisville KY 40214

CHRISTMAS SERVICE TIMES

Wednesday, Dec. 24th

❄️ 2:30 PM

❄️ 4:00 PM

Needs Drive

✦ WRAPPED IN LOVE GIFT DONATIONS

☑️ **ITEMS:** New gifts for all ages, sensory needs, and genders (e.g., crafts, sports gear, games, toys, etc.)

📅 **DEADLINE:** December 9th

📍 **DROP-OFF LOCATION:** 3845 Southern Parkway, Louisville KY 40214 or 5007 Southside Drive, Louisville KY 40214, Order from our Amazon list for direct delivery options.

📦 Unleashed Christmas Box

✦ BOXES FOR SAFE PASSAGE

- You can pick up a box and a packing list from your campus! Return dates and instructions will be communicated by your individual campus.
- Safe Passage journeys with young people impacted by trafficking and exploitation through prevention education, survivor-centered support, mentorship, and life-skills training.




Southwest

Serving Opportunities

◆ NEW LIFE DIRECTIONS CHRISTMAS CAROLING AND COMMUNITY EVENT

Join us to carol, drink hot chocolate, and build relationships with the moms and children that are served by New Life Directions


 **DATE & TIME:** December 10th at 6:00 to 7:30 pm


 **LOCATION:** 10615 Dixie Hwy, Louisville, KY 40272


 **PARTNER:** New Life Directions


◆ EXODUS FAMILY MINISTRIES CHRISTMAS CELEBRATION

A night of food, fellowship, music, and gifts! Come join us to help serve food and make our guests feel loved and welcome!

 **DATE & TIME:** December 14th from 5:00 pm to 7:00 pm

 **LOCATION:** The Gym of the Southwest Campus at 8301 St. Andrews Church Road, Louisville, KY 40258

 **PARTNER:** Exodus Family Ministries



CHRISTMAS SERVICE TIMES

Tuesday, Dec. 23rd

❄️ 6:30 PM

Wednesday, Dec. 24th

❄️ 2:30 PM

❄️ 4:00 PM



Needs Drives

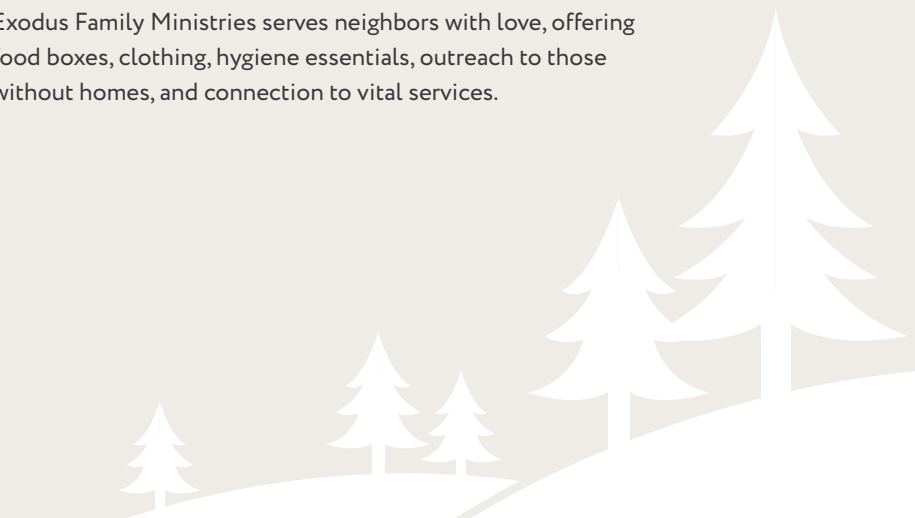
✦ EXODUS FAMILY MINISTRIES CHRISTMAS CELEBRATION SUPPLIES

- ✓ **ITEMS:** New Backpacks & Blankets
- 📅 **DEADLINE:** Collecting November 30th - December 7th
- 📍 **DROP-OFF LOCATION:** Southwest Campus (Atrium or Cafe)
- 👥 **PARTNER:** Exodus Family Ministries Christmas Celebration

📦 Unleashed Christmas Box

✦ BOXES FOR EXODUS FAMILY MINISTRIES

- You can pick up a box and a packing list from your campus! Return dates and instructions will be communicated by your individual campus.
- Exodus Family Ministries serves neighbors with love, offering food boxes, clothing, hygiene essentials, outreach to those without homes, and connection to vital services.



2025

Christmas Service Times



BEECHMONT CENTER

Wednesday, December 24
5:00 pm

BLANKENBAKER

Tuesday, December 23
6:30 pm

Wednesday, December 24
1:00 pm
3:00 pm
5:00 pm
11:00 pm

BULLITT COUNTY

Tuesday, December 23
5:00 pm
6:30 pm

Wednesday, December 24
11:00 am
1:00 pm
2:30 pm

CHAPEL IN THE WOODS

Wednesday, December 24
1:00 pm
2:30 pm
4:00 pm

CRESTWOOD

Tuesday, December 23
6:30 pm

Wednesday, December 24
11:00 am
1:00 pm
2:30 pm
4:00 pm

ETOWN

Wednesday, December 24

1:00 pm
2:30 pm
4:00 pm
11:00 pm

FRANKLIN

Wednesday, December 24

2:30 pm CST
4:00 pm CST

INDIANA

Tuesday, December 23

6:30 pm

Wednesday, December 24

11:00 am
2:30 pm
4:00 pm

LA GRANGE

Tuesday, December 23

6:30 pm

Wednesday, December 24

1:00 pm
2:30 pm
4:00 pm
11:00 pm

MULTINATION

Tuesday, December 23

5:00 pm

Wednesday, December 24

4:00 pm

NELSON COUNTY

Tuesday, December 23

6:30 pm

Wednesday, December 24

1:00 pm
2:30 pm
11:00 pm

PROSPECT

Tuesday, December 23

6:30 pm

Wednesday, December 24

11:00 am
1:00 pm
2:30 pm
4:00 pm

SHELBY COUNTY

Tuesday, December 23

6:30 pm

Wednesday, December 24

11:00 am
1:00 pm
2:30 pm
4:00 pm

SOUTH LOUISVILLE

Wednesday, December 24

2:30 pm
4:00 pm

SE ONLINE

Wednesday, December 24

1:00 pm
5:00 pm
11:00 pm

SOUTHWEST

Tuesday, December 23

6:30 pm

Wednesday, December 24

2:30 pm
4:00 pm





Unleashed Christmas Boxes



PACK A BOX AND BLESS OUR COMMUNITY.

This season, we invite you to take part in a simple yet powerful expression of love: Fill a box with hope and give it to someone right here in our community.

Unleashed Christmas Boxes are a Southeast church-wide initiative designed to bless individuals and families in need across our region.

What Goes In The Box?

Each box is tailored to meet real needs, delivered through one of our trusted local mission partners. You'll receive clear packing instructions based on the type of box your campus leaders have chosen to build.

How To Participate:

- 1 PICK UP A BOX + INSTRUCTIONS AT YOUR CAMPUS**
- 2 SHOP + PACK WITH PURPOSE**
Make it a family activity, small group night, or personal project.
- 3 PRAY OVER YOUR BOX**
Ask God to use it to bring comfort, joy, and gospel hope to someone in need.
- 4 RETURN YOUR BOX BY THE DATE SET BY YOUR CAMPUS**
Drop-off boxes at your campus' Connection Desk or designated area.



Why It Matters

The holidays can be especially heavy for those who are struggling—financially, emotionally, or spiritually. These boxes are more than gifts. They're reminders that God sees them, and that the Church cares.

Let's unleash compassion, generosity, and the love of Jesus—one box, one person, one prayer at a time.



* FAMILY ACTIVITY *

Making Spirits Bright

**CELEBRATE WITH SENIORS
THIS CHRISTMAS**



This Christmas season, we have a special opportunity to spread love, laughter, and the light of Christ with some very special members of our community—our seniors in local nursing homes and senior living facilities.

We're looking for volunteers to host joyful Christmas parties that could include festive music, sweet treats, holiday crafts and most importantly, heartfelt fellowship.

You are invited to spread joy, love, and Christmas spirit!

What's the Plan?

We'll provide the Party Kit containing Christmas themed decorations, party supplies, a simple craft project, game ideas, yummy treats and a Christmas gift for each resident!

You along with your friends, family or small group host a Christmas Party where you might plan a Christmas Carol sing along, make a holiday craft, play Christmas bingo or decorate sugar cookies!

Showing and sharing the love of Jesus!

How You Can Reserve A Kit:

- 1 Call the Activities or Life Enrichment Director at the Nursing or Senior Living Facility of your choice. Ask if you can host a Christmas Party. They will be thrilled you are coming! Work with them to set a date and time for the party.
- 2 Email LifeBridgeOutreach@secc.org by **December 2nd** to reserve a Party Kit. Please include the:
 - o Name of the Facility
 - o Date of the Party
 - o Number of residents
 - o time between 10:00-2:00 p.m. on **December 4th** you would like to pick up your kit
- 3 Get busy planning your party!

Whether you can bring cookies, sing carols, or simply spend time chatting with residents, your presence will make a big difference.

Let's come together as the body of Christ and remind our senior neighbors that they are seen, loved, and cherished—especially at Christmas.



* FAMILY ACTIVITY *
* * * * *

Season's Greetings

BLESS A CHURCH PLANTER THIS CHRISTMAS

Our church planters are faithfully sharing the Gospel, building community, and making disciples—often in places where hope can feel far away and support is limited.

This Christmas, we invite you to take a moment to create or write heartfelt Christmas cards for them. These church planters are serving at our newest church plants.

Here are some suggested simple messages to include in Christmas cards for our church planters serving in locations throughout the United States:

- 1 *Wishing you a joyful Christmas filled with peace and hope. Your work is making a difference, and we are grateful for you!*
- 2 *Thinking of you this Christmas season. Thank you for your dedication and service. You are loved and appreciated!*
- 3 *Sending warm wishes for a blessed Christmas. Your commitment to spreading the Gospel inspires us all!*
- 4 *Merry Christmas! May you feel God's love and presence in your work this season. We are lifting you up in prayer!*
- 5 *May this Christmas bring you comfort and joy as you share the love of Jesus with those around you. You are in our hearts and prayers!*
- 6 *Wishing you a wonderful Christmas filled with God's blessings. Thank you for your faithful service and dedication!*





Where To Send Your Card:

JOSIAH AND JESSICA WEECE

Axiom Church
233 Allegrini St.
Leander, TX 78641

JUSTIN AND ASHLEY WEECE

Iron Coast Church
8 Gurnet Road #1026
Brunswick, ME 04011

SOL AND LIZZY REXIUS

Generations Church
965 Antelope Way
Eugene, OR 974014

AARON AND ASHLEY VOGEL

Grace Church
523 Harrison Ave
New Orleans, LA 70124

MICHAEL AND AMANI SWEARINGEN

Coastline Christian Church
4111 Webber St.
Sarasota, FL 34232

NATE AND MICHAELA GAY

Devo Church
2945 Julian St
Denver, CO 80211

CHRIS AND KATHLEEN DEW

Artisan City Church
689 Central Ave
St. Petersburg, FL 33701

ZEB AND LEAH GREENFIELD

Odyssey Church
24709 16th Avenue S
Des Moines, WA 98198

FILMORE AND CAITLIN BOULDES

One Church
628 S Washington St.
Seattle, WA 98104

AJ AND LIBERTY HOLT

Artisan City Church
689 Central Ave
St. Petersburg, FL 33701

EJ AND RACHEL BROWN

The Cove Church
7912 Lakewood Dr W
Lakewood, WA 98499

JESSE AND REBEKAH LUSKO


Counter Culture Church
1220 SW Taylor Street
Portland, OR 97205

Why It Matters

Being “sent out” often means leaving behind the comfort of community. But a card from you can remind a church planter that they are still deeply connected to the body of Christ and that we are cheering them on from afar.

Let’s wrap our church planters in encouragement and love this Christmas with one handwritten card at a time!





DID YOU KNOW?

The word "Christkind" means "Christ child" in German. In many European countries, Christkindel markets are a way to celebrate the birth of Jesus! (John 8:12)



Missionary Moments

WHAT DOES CHRISTMAS LOOK LIKE?



What does Christmas look like in other parts of the world? Is there snow, or sunshine? Do people gather around a tree—or under a palm? We asked a few missionary kids serving with their families across the globe to share what Christmas is like where they live.

COLBY WHOSE FAMILY SERVES IN MONTENEGRO SAID:

“Christmas is celebrated with family when possible. Usually this means we travel to be with my cousins in Spain because they are the closest family to me. For all my friends Christmas doesn’t happen on December 25th, but in January because in Montenegro Christmas is celebrated on a different day.”



KARUNIA WHOSE FAMILY SERVES IN PORTUGAL SAID:

“I think Christmas is a bigger deal in the States. Churches make a bigger deal about it as they seem to have special parties or outreach events or musicals or multiple special services. Advent and preparation for Christmas seems bigger (the few churches in Portugal shy from that because it is perceived as only a Catholic thing). Within celebrating Christmas I think American culture has greater sensitivity to those less fortunate during this season.”


LILLIAN WHOSE FAMILY SERVES IN THE MIDDLE EAST SAID:

“Even though it’s a muslim country, Christmas is definitely still celebrated in the malls that are decorated and churches come together in different ways to celebrate. Our church has a big service with worship and everything with thousands of people. We also sometimes go camping with friends either in the desert or in Oman in the wadis. To celebrate as a family, we have presents, watch movies, and decorate the Christmas tree in our home. We also love building gingerbread houses and having dinner with friends.”



Their stories remind us that while Christmas may look different around the world, the reason we celebrate remains the same: the birth of Jesus, our Savior and King.





DID YOU KNOW?

The Alps mountain range stretches across 8 countries in Europe! Southeast partners with **Josiah Venture** who works in 17 European countries to bring the love of Jesus to places where less than 2% of people know Him!

P.S. Your campus is paired with one of their country teams - ask your campus leaders which country you are connected to!



Joy to the World— In Every Language

Beechmont is one of the most culturally rich neighborhoods in Louisville—home to neighbors from across the globe. Within just a few blocks, you can hear over 100 different languages spoken, each one carrying stories, traditions, and expressions of joy. Each phrase is a beautiful reminder that the message of Christmas—peace, hope, and love—is truly global.

Take a look at how to say “Merry Christmas” in these different languages found around our city!



SCAN THE QR CODE
TO TAKE A LISTEN TO
EACH LANGUAGE!

VISIT THE BEECHMONT CENTER:

5007 Southside Drive, Louisville, KY 40214

CHRISTMAS SERVICE:

Wednesday, Dec. 24 at 5:00 pm



ARABIC: عيد ميلاد مريم العذراء

Phonetic: Eed Mee-lahd Ma-jeed

Common in Christian communities across the Arab world (like Lebanon, Egypt, and Syria). It literally means *Glorious Birth Feast*.

FRENCH: Joyeux Noël

Phonetic: Zhwah-yuh No-el

Widely used in France, Canada, and other French-speaking countries. It simply means *Merry Christmas* and is often paired with warm wishes for the New Year.

SWAHILI: Krismasi Njema

Phonetic: Kree-smah-see N-jeh-mah

Spoken in East Africa (Kenya, Tanzania, Uganda). It means *Good Christmas* and is often used alongside *Heri ya Mwaka Mpya* (*Happy New Year*).

VIETNAMESE: Giáng Sinh Vui Vẻ

Phonetic: Zahng Sin Voo-ee Vay

Literally means *Merry Christmas* or *Joyful Christmas*. In Vietnam, Christmas is widely celebrated as a festive, joyful holiday for all, not just Christians.

HAITIAN CREOLE: Jwaye Nwèl

Phonetic: Jawah-yeah Nweh-l

A cheerful, casual greeting used throughout Haiti. Christmas celebrations often include family gatherings, music, and dancing.

NEPALI: क्रिसमसको शुभकामना

Phonetic: Kriss-muss-ko Shoo-bha-kaam-naa

Means *Christmas Greetings* or *Best Wishes for Christmas*. Nepal has a small but vibrant Christian community that celebrates with church services and feasts.

KINYARWANDA: Noheri nziza

Phonetic: No-heh-ree N-zee-zah

Used in Rwanda to mean *Merry Christmas* or *Good Christmas*. Families gather for worship, food, and community celebrations.



* CHRISTMAS CRAFT *
* * *


Candle Crafts

SHINE THE LIGHT

"You are the light of the world." — Matthew 5:14

KID-FRIENDLY VERSION: PAPER ROLL CANDLE CRAFT

You'll Need

- EMPTY TOILET PAPER ROLLS OR PAPER TOWEL TUBES (cut to varying heights)
- PIPE CLEANERS (red, orange, yellow, gold/silver for flames & halos)
- CARDSTOCK OR CARDBOARD CIRCLES (for base & top)
- CONSTRUCTION PAPER OR ACRYLIC PAINT (for candle colors)
- GLITTER GLUE OR METALLIC MARKERS (for "wax drips")
- STAR STICKERS OR RIBBON (for extra decoration) 
- SCISSORS
- GLUE (tacky glue or hot glue with adult supervision)

Instructions

◆ STEP 1: COVER THE TUBE

- Paint or wrap the toilet paper roll in pastel or holiday-colored paper.

◆ STEP 2: ADD THE FLAME

- Twist a red pipe cleaner into a teardrop shape. Wrap a yellow or orange one around it to create a glowing flame. Tape or glue it to the inside of the tube.

◆ STEP 3: DECORATE THE CANDLE

- Use glitter glue to create dripping wax around the rim. Let it dry.

◆ STEP 4: ATTACH THE BASE & TOP

- Glue a glittered cardboard circle to the bottom (and optional top) for structure.

◆ STEP 5: CREATE THE HALO (OPTIONAL)

- Use a gold or silver pipe cleaner to create a circular halo and glue it behind the flame for a glowing effect.

◆ STEP 6: ADD FINISHING TOUCHES

- Decorate with stickers, stars, or even handwritten Scripture!





ADULT/OLDER KID VERSION: PAINTED CANDLESTICKS

You'll Need

- WOODEN CANDLESTICKS (CRAFT STORE OR THRIFTED FINDS)
- ACRYLIC PAINT (MATTE PASTELS, IVORY, OR RICH TONES)
- METALLIC PAINT (GOLD, SILVER, OR BRONZE)
- FINE GLITTER OR GOLD LEAF (OPTIONAL)
- PAINTBRUSHES (VARIOUS SIZES)
- SEALER (CLEAR MATTE OR GLOSS SPRAY)



Instructions

✦ STEP 1: CHOOSE YOUR COLORS

- Pick soft, elegant shades—muted pastels, ivory, forest green, or deep burgundy. Paint the candlesticks evenly and let them dry.

✦ STEP 2: ADD METALLIC ACCENTS

- Highlight ridges or carved details with gold or silver paint. You can also dry brush metallic tones for an aged, vintage look.

✦ STEP 3: OPTIONAL SPARKLE

- Brush a little glue onto raised areas and sprinkle glitter or press on gold leaf for a touch of shimmer.

✦ STEP 4: SEAL & PROTECT

- Once dry, finish with a clear sealer to protect your design and give it a polished look.



✦ STEP 5: DISPLAY WITH CANDLES

- Add taper candles (white, ivory, or metallic) and arrange on a mantel, dining table, or as a centerpiece. Pair with evergreen sprigs or a Scripture card for a meaningful holiday display.

Why It Matters

Being “sent out” often means leaving behind the comfort of community. But a card from you can remind a church planter that they are still deeply connected to the body of Christ and that we are cheering them on from afar.

Code Breaker

USE THE KEY BELOW TO REVEAL THE MESSAGES

A	B	C	D	E	F	G	H	I	J	K	L	M

N	O	P	Q	R	S	T	U	V	W	X	Y	Z

MESSAGES:

1.

!

2.

!

SEEK THE SAVIOR



Are you ready to “Seek the Savior”
this Christmas season?

The highly anticipated Southeast Kids Christmas game is coming to your campus soon! As your family plays, you will experience the Christmas story in a fresh and interactive way. This game is made for families with kids in preschool through 5th grade. Pick up a “Seek the Savior” game from your campus’ Southeast Kids ministry this November. Share the story of Jesus’ birth with friends and family all season long!

* HOLIDAY RECIPE *

Christmas ✨ Morning Pancake Charcuterie Board

This Christmas morning, turn your family breakfast into a joyful, creative experience! A pancake charcuterie board is a fun, build-your-own breakfast spread full of warmth, flavor, and togetherness. Whether it's just your household or you're hosting others, this step-by-step guide will help you set a festive tone from the moment everyone wakes up.



Step-By-Step Guide

◆ START WITH THE BASE: THE PANCAKES

Make a batch of mini pancakes (silver dollar size works best!)

Keep them warm in the oven while you prepare everything else

Tip: You can also include waffles or French toast sticks for variety!

◆ STEP 2: ADD PROTEIN OPTIONS

Arrange a few piles of:

- Bacon (crispy & curled for texture)
- Sausage links or patties
- Hard-boiled or scrambled eggs (served in a ramekin)

◆ STEP 3: INCLUDE SWEET TOPPINGS

Bowls or small jars of:

- Maple syrup
- Whipped cream
- Nutella
- Fruit preserves or jam
- Honey

◆ STEP 4: FRESH FRUIT FOR COLOR & FLAVOR

Use red and green fruits for a festive touch:

- Strawberries, raspberries, pomegranate seeds
- Green grapes, kiwi slices, apple wedges
- Blueberries or banana slices for variety



◆ STEP 5: FUN & FESTIVE EXTRAS

- Mini chocolate chips
- Crushed candy canes
- Holiday sprinkles
- Mini marshmallows
- Cinnamon or powdered sugar (lightly dusted over the board)

◆ STEP 6: ADD A COZY BEVERAGE

- Offer hot cocoa, cider, or coffee with holiday creamers nearby
- Tip: Add mini mugs to the board if space allows, or set up a drink station nearby



◆ STEP 7: ARRANGE WITH LOVE

- Use a large tray, cutting board, or sheet pan
- Group items by type (fruits, proteins, sweets) and layer in textures and colors
- Add holiday décor—sprigs of rosemary, mini ornaments, or a red plaid napkin underneath for flair



A Moment That Matters


Before diving in, pause for a family prayer or Scripture reading to center your Christmas morning around Jesus. (Luke 2:10–11 is a great start!)

“Do not be afraid. I bring you good news that will cause great joy for all the people. Today... a Savior has been born to you; He is the Messiah, the Lord.” — Luke 2:10–11

This simple tradition turns breakfast into a celebration of joy, gratitude, and togetherness. And it just might become one of your family’s favorite Christmas memories.

HOLIDAY RECIPE *

German Lebkuchen




Often described as German gingerbread, Lebkuchen are soft, spiced cookies that have been a part of German Christmas traditions for centuries. They're perfect for gifting, enjoying with coffee or tea, or setting out for holiday guests.



Ingredients

DRY INGREDIENTS:

- 2 ½ CUPS ALL-PURPOSE FLOUR
- ½ TEASPOON BAKING SODA
- ¼ TEASPOON SALT
- 1 TEASPOON CINNAMON 
- 1 TEASPOON GROUND CLOVES
- ½ TEASPOON GROUND NUTMEG
- ½ TEASPOON GROUND ALLSPICE
- ½ TEASPOON GROUND GINGER

WET INGREDIENTS:

- ¾ CUP BROWN SUGAR, PACKED
- ½ CUP HONEY
- ¼ CUP MOLASSES
- 2 TABLESPOONS UNSALTED BUTTER
- 1 LARGE EGG

OPTIONAL ADD-INS:

- ½ CUP CHOPPED NUTS (ALMONDS OR HAZELNUTS ARE TRADITIONAL)
- ½ CUP FINELY CHOPPED CANDIED CITRUS PEEL OR CRYSTALLIZED GINGER

FOR THE GLAZE (OPTIONAL):

- 1 CUP POWDERED SUGAR
- 2-3 TABLESPOONS MILK OR LEMON JUICE
- OR MELTED DARK CHOCOLATE FOR DIPPING

Instructions

✦ STEP 1: PREHEAT THE OVEN

- Preheat to 350°F (175°C). Line baking sheets with parchment paper.

✦ STEP 2: WARM WET INGREDIENTS

- In a saucepan over medium heat, combine brown sugar, honey, molasses, and butter. Stir until melted and smooth. Remove from heat and let cool slightly.

✦ STEP 3: MIX DRY INGREDIENTS

- In a large bowl, whisk together flour, baking soda, salt, and all the spices.

✦ STEP 4: COMBINE

- Add the cooled wet mixture to the dry ingredients. Stir in the egg until a soft dough forms. Fold in nuts and citrus peel if using.



✦ STEP 5: SCOOP & SHAPE

- Drop tablespoon-sized mounds onto the prepared baking sheet, spacing them about 2 inches apart. Flatten slightly with the back of a spoon.

✦ STEP 6: BAKE

- Bake for 12–14 minutes, or until edges are just set and centers are still soft. Don't overbake—they'll firm up as they cool.

✦ STEP 7: GLAZE (OPTIONAL)

- While cookies are still slightly warm, drizzle with a powdered sugar glaze or dip in melted chocolate. Let set completely before storing.



Storage & Serving

- Lebkuchen actually **tastes better after a day or two** as the flavors deepen!
- Store in an airtight container for up to 2 weeks.
- Serve with hot tea, cider, or coffee—and enjoy a cozy German Christmas moment at home.

Fun fact: In Germany, Lebkuchen are often heart-shaped and decorated with icing. Try making your own version as a family!!

Christmas Partner Community Drives & Service Opportunities



New Day Ministries Christmas Gift Extravaganza

DESCRIPTION: Serving between 300 to 450 neighbors, this uplifting celebration helps families facing hardship experience the magic of Christmas and the warmth of community support. During the Extravaganza, children gleefully receive brand new bicycles and toys, while families benefit from essential groceries and special treats.

DATE: Friday, December 19th from 12 pm to 4 pm (volunteers are needed to package the gift boxes, unload bikes and toys) and Saturday, December 20th from 12 pm to 4 pm to help host party

LOCATION: The Center for Family Development (CFD) at 1221 First Gethsemane Avenue, Louisville, KY 40208

Choices Life Resource Center Diaper and Toy Drive

DESCRIPTION: Choices will be hosting a diaper and toy drive along with an opportunity to serve the families in our program. This drive will be collecting donations of unscented wipes, and diapers in sizes 3, 6, and 7. Additionally, new toys for babies through age 4 will be collected and offered to our clients in a Manger Shop. Volunteers are needed to serve clients in the Manger Shop, interact with their children, and wrap gifts that are selected.

DATE: The serving opportunity in the Manger Shop for clients will be Tuesday, December 2, 10 am – 7 pm. Registration for volunteering at The Manger Shop by November 25. Donation drop off Toy and Diaper Donations by 7 pm November 25.

LOCATION: Donation drop off at any of our three locations: New Albany (2656 Charlestown Rd); Corydon (2201 Concord Ave); Salem (1201 N Jim Day Rd).



FOR THE LATEST UPDATES
AND SIGN UP INFORMATION,
SCAN THE QR CODE

Hope Southern Indiana Food Basket Drive

DESCRIPTION: Help provide holiday-oriented food baskets to low income, marginalized, and homebound clients to enable them to prepare a meal for their family. Donations needed include: cake mixes, corn muffin mix, oil, sugar, instant mashed potatoes, gravy, cranberry sauce, macaroni and cheese, and canned vegetables and fruits.

DATE: To be announced

LOCATION: 1200 Bono Rd. New Albany, IN 47150



Hope Southern Indiana Christmas Food and Gift Basket Assembly & Distribution

DESCRIPTION: Hope Southern Indiana has provided 300+ food baskets to low income, marginalized, and homebound clients to enable them to prepare a meal for their family. Volunteers would be checking in clients, distributing baskets by verifying identification, or helping families carry food baskets and gifts to cars.

DATE: To Be Announced

LOCATION: 1200 Bono Rd. New Albany, IN 47150



Hope Southern Indiana Live Christmas Shopping Event

DESCRIPTION: Hope Southern Indiana has provided Christmas gifts for more than 600 low income or marginalized children in past years. Volunteers may be needed for check-in, sort and organize toys, or help parents select toys for their children.

DATE: December 5, 2025

LOCATION: 1200 Bono Rd. New Albany, IN 47150

Refuge for Women Kentucky Essential Supplies Drive

DESCRIPTION: Needs drive for Refuge for Women Kentucky to have essential items on hand to help her feel secure and supported such as essential house supplies, self-care and feminine hygiene products.

DATE: Drop Off on December 15th - 19th from 10:00 am - 1:00 pm

LOCATION: Finely Crafted Realty, 4409 KY-146, Buckner, KY 40010



Scarlet Hope Christmas Party

DESCRIPTION: Christmas Party for our "Hope for Her" Bible study. Needs drive-we are in need of small blankets, cozy socks, candy, hot chocolate, mugs, lotions, and candles to give to the women who come. We would also love to have a few small gifts for their children; small blankets, little lego sets, fidget toys, books, bracelet making kits, and small board games.

DATE: Christmas Party December 9th. Registration Deadline 11/3/2025. Dropoff Deadline December 1

LOCATION: 12305 Sycamore Avenue, Louisville KY, 40206

Exodus Family Ministries Christmas Food Box Distribution

DESCRIPTION: Volunteers will be assisting with distributing turkeys/hams with sides to the first 100 families; assisting with loading food boxes into vehicles; filling food boxes and/or helping distribute produce to families, etc.

DONATIONS NEEDED: Turkeys or hams

DATE: December 19th from 3:00 pm - 6:00 pm

LOCATION: 6501 Bethany Lane, Louisville, KY 40272



Christmas Dinner for Unhoused

DESCRIPTION: Volunteers will be assisting with set-up of event/dinner, serving unhoused guests a meal and cleaning-up/taking down tables and chairs.

DONATIONS NEEDED: Gloves, hats, socks, sternos, hand warmers, foot warmers, small thermal blankets, and hand sanitizer.

DATE: December 14th from 4:00 pm - 8:00 pm

LOCATION: Southeast Christian Church
Southwest Campus, 8301 St. Andrews Church Rd.,
Louisville, KY 40258

Awake Ministries Needs Drive

DESCRIPTION: The following items are requested: Coffee, sugar, powdered creamer, dish soap, dishwasher tabs, laundry detergent, tampons, women's lotion, men's Body Wash and Razors.

DATE: Items can be dropped off until December 19th on Monday through Thursday 8:00 am - 4:00 pm or Friday 8:00 am - 3:00 pm

LOCATION: 701 Washington Street. Shelbyville





Child Place Gift Wrapping

DESCRIPTION: Volunteers are needed for wrapping gifts for foster youth or residential youth.

DATE: Monday, December 8th at 6:00 pm - 8:00 pm, Tuesday, December 16 2:00-4:00PM, Wednesday, December 17th at 6:00 pm - 8:00 pm, and Thursday, December 18th at 4:00 pm - 6:00 pm

LOCATION: 2420 East 10th street in Jeffersonville, IN, 47130

Child Place Christmas Needs Drive

DESCRIPTION: Collecting Items that could be collected for use during the holiday break, including craft kits, hot chocolate and popcorn for movie nights, pizza gift cards, new board games, new puzzles, new towels/wash cloths, new twin sheet sets, new socks (teen/adult size), and new waterproof gloves (teen/adult size).

DATE: Anytime on Monday - Friday 8:30 AM - 5:00 PM prior to December 9th

LOCATION: 2420 E. 10th Street Jeffersonville, IN 47130



Child Place Christmas Celebration and Appreciation Dinner

DESCRIPTION: Volunteers to help us with set-up, food service, and clean-up for the celebration dinner.

DATE: Tuesday, December 9th from 2:00 pm - 9:30 pm

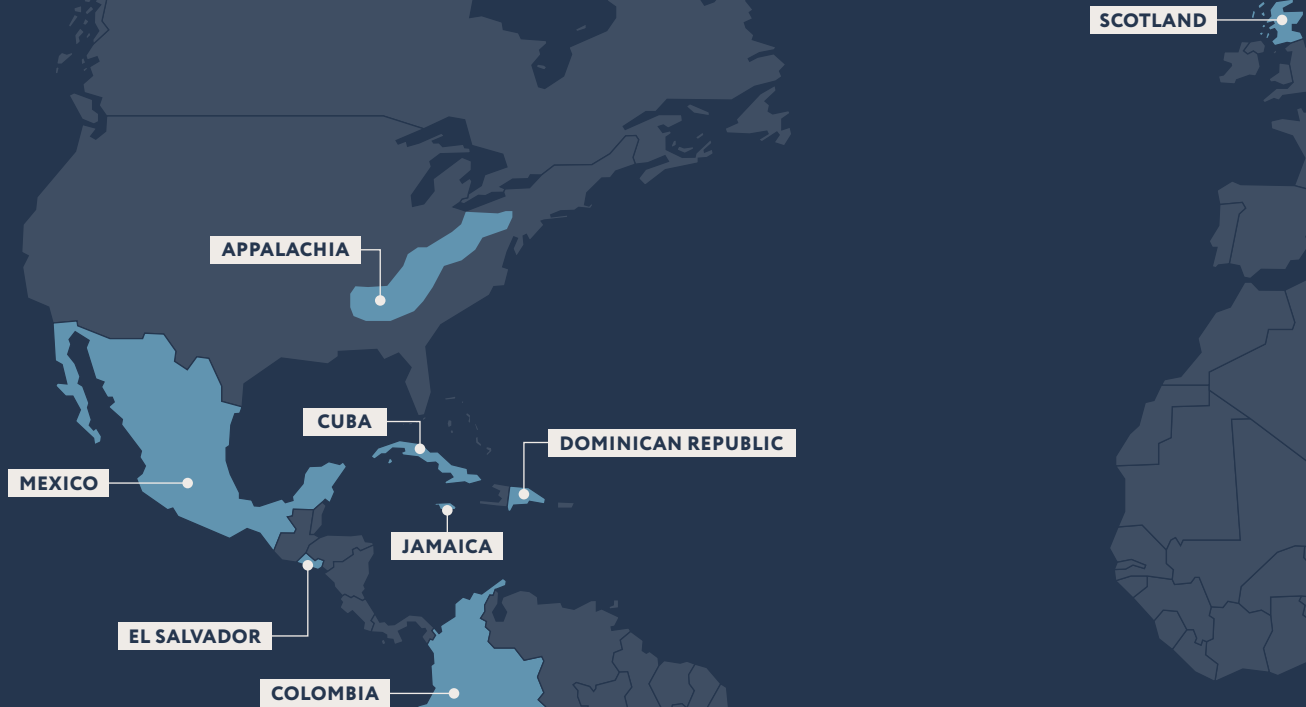
LOCATION: 2420 East 10th Street, Jeffersonville, IN 47130



Where will you be Unleashed in 2026?



Take a look at just some of the places you can go in 2026 on a Southeast Mission Trip!



move

CATCH THE WIND. FOLLOW THE CALL.

Join us on a mission trip in 2026!

Our goal is to unleash 4,000 people in five years on a trip that spiritually transforms all involved.

In 2026, we're inviting you to be part of a powerful movement—stepping out to serve, love, and share the hope of Jesus across the globe. Each short-term mission trip is a chance to move with purpose, unleash hope, and transform lives—one moment, one person, one community at a time.



SCAN THE QR CODE
TO EXPLORE ALL
SOUTHEAST TRIPS!







It's Time to MOVE — ✨ Journey in Generosity ✨

As we close 2025 with gratitude and look ahead with hope, we're inviting you to be part of something bigger.

This season reminds us of God's greatest gift—and inspires us to give generously in return. Through **MOVE**, we're stepping into the new year ready to grow, serve, and reach farther than ever before.

We believe God is moving us **together** to unleash our current campuses and ministries, **forward** to bring the good news of Jesus to people across the world, and **closer** to those who are hurting and often unseen.

As you plan your year-end giving, prayerfully consider saying "yes" to God's invitation of two years of sacrificial generosity to seek and save the next two generations. Your generosity is more than a gift—it helps us expand our impact, deepen our ministry, and create space for God to move in powerful ways.

Let's begin the new year in faith, with open hands and expectant hearts for how God is going to move in and through each of us here at Southeast.

Let's MOVE!



move
TOGETHER • FORWARD • CLOSER



Unleashed New Year's Commission



As the calendar turns and the lights of the holidays begin to dim, the temptation is to settle back into old rhythms and routines. But the story of Jesus doesn't end at the manger. His life, death, and resurrection call us into something far greater—a **life fully unleashed for His glory**.

This new year, we believe God is inviting each of us—individually and as a church family—to live with open hands, attentive hearts, and bold faith. To see our neighborhoods, workplaces, schools, and cities as places He has planted us on purpose. To move toward others. To serve. To speak life. To love one at a time.

AS YOU STEP INTO THIS NEW YEAR...

- May you **see every day as sacred** and every moment as an opportunity to love like Jesus.
- May you **trust Him more deeply**, even in uncertainty.
- May your home be marked by **peace, generosity, and presence**.
- May the Holy Spirit guide your steps into places you wouldn't go on your own.
- And may you live this year **fully unleashed**—not for your own comfort or success, but so that **the world might see Christ through you**.

"Now to Him who is able to do immeasurably more than all we ask or imagine... to Him be glory in the church and in Christ Jesus throughout all generations, forever and ever!" — Ephesians 3:20–21

Let's walk boldly into 2026, not just as people who have celebrated the birth of Jesus, but as people who carry His light forward into a world that desperately needs it.



SOUTHEAST
CHRISTIAN CHURCH

seunleashed.com